

An aerial photograph of a dark-colored car with a yellow and white stripe on its side, parked on a silver metal trailer. The car's license plate reads '000 99EP'. The trailer has a dark brown deck and perforated metal side rails. The background is a dark, textured surface.

**BRIAN JAMES TRAILERS**

» Connected to you

**C2 BLUE, C4 BLUE  
A2 TRANSPORTER, A4 TRANSPORTER  
STANDARDS RAISED**

# A4 TRANSPORTER



## TRANSPORTER DESIGNED FOR PERFORMANCE WITH EFFORTLESS LOADING

**The New Transporter** range represents the ultimate evolution in trailer design. With a strong, durable galvanised chassis, low bed height and a range topping 2600kg gross capacity. Transporter trailers are perfectly suited for vehicle recovery, professional transport and motorsport alike.

**Transporter** trailers are available with load bed lengths from 2.70m to 5.00m, in single or twin axle variants. All feature internally stored 'easy glide' ramps and a flush fitting centre deck.



Low chassis design for safe and stable towing.

A2 TRANSPORTER , A4 TRANSPORTER.

# A4 TRANSPORTER

## A2 and A4 Transporter

High specification as standard.



● **Rear stands with foot pedal action**  
Designed to compliment the 'easy glide' out ramps these spring loaded, foot operated support stands can be lowered or raised in seconds. Rear stands provide the dual function of load support when engaged and locking the ramps safely in position when towing.

○ **2.40m punched ramps**  
Additional length ramps available for low ground clearance vehicles.

○ **Wheel chocks, Professional**  
Fully adjustable, quick release wheel chock system engages directly into the trailer chassis with in seconds.

○ **Tie-down wheel 'sleeve' straps**  
Approved by car manufacturers and race teams alike, these new straps hold the vehicle safely and securely without straining suspension geometry. Easy to fit, with multiple built-in tie-down points.



● **Easy glide, high grip ramps**  
1.90m punched ramps pull out from the trailer bed in seconds. 'easy glide' rollers ensure the operation requires little effort.





- **Manual 2 speed winch**, 2 speed, + 3 point adjustable pull positions.
- **Manual winch**, load pressure auto braked, + 6 point adjustable pull positions, (illustrated above).
- **Electric winch**, Powerful 12v, 4500 lbs capacity, with remote control lead.



- **Fuel can storage**  
Designed to carry either 1, 2 or 3 x 20 ltr Jerry cans. Lockable, twin opening doors. Available in Saragasso blue or Poppy red.



- **Storage bed locker (front)** Internal size: 425 mm length, Lockable front storage locker, 90 mm depth, width dependent on chassis load bed width. with automatic lift lid.

- **Storage bed locker (central)** Internal size: 620mm length, Large lockable central storage 180 mm depth, width dependent on load bed width. locker, with automatic lift lid.



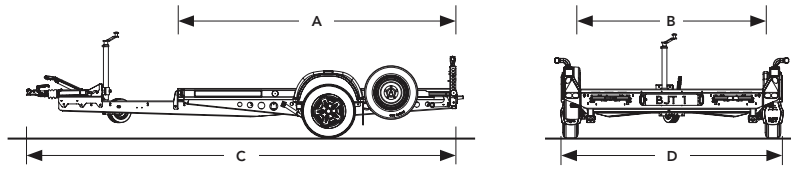
- **Alloy wheels**  
TUV approved, light weight 12" alloy wheels with safety locking wheel bolts.

● Standard. ○ Optional at extra cost.


A2 TRANSPORTER, A4 TRANSPORTER.

# A2 TRANSPORTER

## A2 TRANSPORTER technical information.

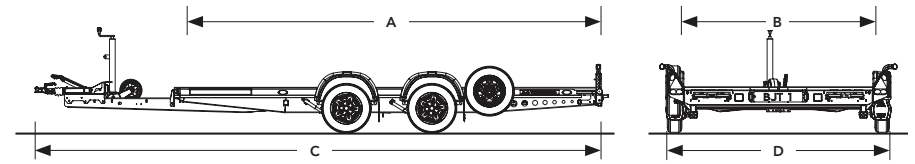


A2 TRANSPORTER – SINGLE AXLE											
LOAD BED LENGTH m A	2.70		3.20		3.70		3.70		4.00		
CAPACITY											
Gross kg	1,300	1,500	1,300	1,500	1,300	1,500	1,500	1,500	1,500	1,500	1,500
Load kg	865	1,060	815	1,010	805	998	973	968	965	960	955
DIMENSIONS											
Internal bed width m B	1.80	1.80	1.80	1.80	2.00	2.00	1.80	2.00	1.70	1.80	2.00
Overall trailer length m C	4.24	4.24	4.74	4.74	4.74	4.74	5.24	5.24	5.38	5.54	5.54
Overall trailer width m D	2.18	2.18	2.18	2.18	2.38	2.38	2.18	2.38	2.08	2.18	2.38
Bed load height m	0.42	0.42	0.42	0.42	0.42	0.42	0.42	0.42	0.42	0.42	0.42
RUNNING GEAR											
Wheel size	12"	12"	12"	12"	12"	12"	12"	12"	12"	12"	12"
Axles	1	1	1	1	1	1	1	1	1	1	1
Spare wheel	•	•	•	•	•	•	•	•	•	•	•
Jockey wheel, HD	•	•	•	•	•	•	•	•	•	•	•
RAMPS											
High grip, glide out 1.90m E	•	•	•	•	•	•	•	•	•	•	•
High grip, glide out 2.40m E	—	—	○	○	○	○	○	○	○	○	○
WARRANTY											
5 Year chassis warranty	•	•	•	•	•	•	•	•	•	•	•
PRODUCTS											
Product code	125-1010	125-1011	125-1110	125-1111	125-1120	125-1121	125-1211	125-1221	125-1301	125-1311	125-1312




# A4 TRANSPORTER

## A4 TRANSPORTER technical information.



A4 TRANSPORTER – TWIN AXLE														
LOAD BED LENGTH m A	3.30		3.70		4.00			4.50			5.00			
CAPACITY														
Gross kg	2,000	2,000	2,000	2,000	2,000	2,000	2,000	2,600	2,000	2,600	2,000	2,600	2,000	2,600
Load kg	1,445	1,425	1,388	1,386	1,393	1,373	1,970	1,358	1,955	1,348	1,945	1,333	1,930	1,905
DIMENSIONS														
Internal bed width m B	1.70	1.80	1.80	2.00	1.70	1.80	1.80	2.00	2.00	1.80	1.80	2.00	2.00	2.00
Overall trailer length m C	4.68	4.68	5.24	5.24	5.38	5.54	5.54	5.54	5.54	6.04	6.04	6.04	6.04	6.54
Overall trailer width m D	2.08	2.18	2.18	2.38	2.08	2.18	2.18	2.38	2.38	2.18	2.18	2.38	2.38	2.38
Bed load height m	0.42	0.42	0.42	0.42	0.42	0.42	0.42	0.42	0.42	0.42	0.42	0.42	0.42	0.42
RUNNING GEAR														
Wheel size	12"	12"	12"	12"	12"	12"	12"	12"	12"	12"	12"	12"	12"	12"
Axles	2	2	2	2	2	2	2	2	2	2	2	2	2	2
Spare wheel	•	•	•	•	•	•	•	•	•	•	•	•	•	•
Jockey wheel, auto retract	•	•	•	•	•	•	•	•	•	•	•	•	•	•
RAMPS														
High grip, glide out 1.90m E	•	•	•	•	•	•	•	•	•	•	•	•	•	•
High grip, glide out 2.40m E	○	○	○	○	○	○	○	○	○	○	○	○	○	○
WARRANTY														
5 Year chassis warranty	•	•	•	•	•	•	•	•	•	•	•	•	•	•
PRODUCTS														
Product code	125-2002	125-2012	125-2112	125-2122	125-2202	125-2212	125-2213	125-2222	125-2223	125-2312	125-2313	125-2322	125-2323	125-2423



**BRIAN JAMES TRAILERS**

»» Connected to you

**Brian James Trailers Limited.**  
Sopwith Way, Drayton Fields Industrial Estate  
Daventry, Northamptonshire, NN11 8PB.

**T +44 (0)1327 308 833**

**Brian James Trailers** are available by contacting our sales team as well as through an extensive network of official dealers throughout the country.  
For more information please call or visit our website.

[www.brianjames.co.uk](http://www.brianjames.co.uk)